

Z-100 SERIES CANTILEVER




2,200 lb. Capacity

Waltco's Z-100 offers the perfect fit for your delivery needs. This large platform is only available in aluminum, keeping as much of the total vehicle weight for the payload. Even the under ride bar has a lightweight aluminum design, further minimizing total weight of the vehicle.



New cylinder design features oil on both sides of the piston in the cylinders. The push rods are protected with a zinc iron treatment and the piston rods are coated with chrome plated nickel for maximum protection.



Z-100 side view with 3-part adjustable bumper bar.

STANDARD Z-100 SERIES ADVANTAGES INCLUDE:

- Large Alluminum Cantilever Platform keeps cargo level on all types of terrain.
- Hydraulic Auto-tilt feature allows the platform to tilt at ground level for ease of loading/unloading.
- Hydraulic Power Open and Close
- Dual-lift and dual-tilt cylinders allow more platform control, greater load stability, and enhanced speed and reliability, as well as preventing potential damage to the liftgate or vehicle by preventing over-tilting of the platform.
- Cart Stops allow driver to safely load the platform.
- In-Cab Shutoff allows driver to maintain control of his liftgate.
- Remote Control Three Button design with cover allows driver to operate the liftgate in full view of the rear of the vehicle.
- Platform Safety Lights for increased safety and awareness while the liftgate is in use.
- Mounting Kits for multiple chassis.
- Powder Coat Finish to protect the liftgate against corrosion from extreme conditions.
- Thermally Protected Power Unit minimizes downtime safeguards motor.



Designed Simplicity - Maximum Performance

www.waltco.com


Z-100 SERIES CANTILEVER

SPECIFICATIONS


Bed Ht: 34"-45"

Model	Capacity	Platform	Overall Width
Z-100	2,200 lbs.	36" x 93"	96"
Z-100	2,200 lbs.	47" x 93"	96"
Z-100	2,200 lbs.	60" x 93"	96"

Note: 99" wide platform is available for 102" wide vehicle. Please contact factory for information.



Hydraulic unit is installed on the support frame at the factory, saving time on installation and allowing support frame to be small and consume little overhang.



High quality powder coat finish protects the lift from the toughest working conditions, such as water and salt spray, dust, sand, snow, ice and gravel or stones being kicked up from the roads.

OPTIONAL EQUIPMENT:

- Auxiliary Truck and Trailer Battery Charge Kits.
- Available on 102" wide vehicle.
- Dual controls available.

Waltco Sales
T: 800.211.3074
F: 800.211.3075
Email: sales@waltco.com
Web: www.waltco.com

Waltco Lift Corp.
Corporate Office United States
285 Northeast Ave.
Tallmadge, OH 44278
P: 330.633.9191
F: 330.633.1418

Waltco Lift Corp.
United States
620 S Hambledon Ave.
City of Industry, CA 91744
P: 626.964.0990
F: 626.964.0149

Waltco Lift Inc.
Canada
265 Export Blvd.
Mississauga, ON L5S 1Y4
P: 888.343.4550

